



# I See A Wonderful Village

BAHASA INGGRIS  
PAKET B SETARA SMP/MTs



Kementerian Pendidikan dan Kebudayaan  
Direktorat Jenderal Pendidikan Anak Usia Dini dan Pendidikan Masyarakat  
Direktorat Pembinaan Pendidikan Keaksaraan dan Kesetaraan  
Tahun 2017



# I See A Wonderful Village

BAHASA INGGRIS  
PAKET B SETARA SMP/MTs



Kementerian Pendidikan dan Kebudayaan  
Direktorat Jenderal Pendidikan Anak Usia Dini dan Pendidikan Masyarakat  
Direktorat Pembinaan Pendidikan Keaksaraan dan Kesetaraan  
Tahun 2017

## Preface

Pendidikan kesetaraan sebagai pendidikan alternatif memberikan layanan kepada masyarakat yang karena kondisi geografis, sosial budaya, ekonomi dan psikologis tidak berkesempatan mengikuti pendidikan dasar dan menengah di jalur pendidikan formal. Kurikulum pendidikan kesetaraan dikembangkan mengacu pada kurikulum 2013 pendidikan dasar dan menengah hasil revisi berdasarkan peraturan Mendikbud No.24 tahun 2016. Proses adaptasi kurikulum 2013 ke dalam kurikulum pendidikan kesetaraan adalah melalui proses kontekstualisasi dan fungsionalisasi dari masing-masing kompetensi dasar, sehingga peserta didik memahami makna dari setiap kompetensi yang dipelajari.

Pembelajaran pendidikan kesetaraan menggunakan prinsip *flexible learning* sesuai dengan karakteristik peserta didik kesetaraan. Penerapan prinsip pembelajaran tersebut menggunakan sistem pembelajaran modular dimana peserta didik memiliki kebebasan dalam penyelesaian tiap modul yang di sajikan. Konsekuensi dari sistem tersebut adalah perlunya disusun modul pembelajaran pendidikan kesetaraan yang memungkinkan peserta didik untuk belajar dan melakukan evaluasi ketuntasan secara mandiri.

Tahun 2017 Direktorat Pembinaan Pendidikan Keaksaraan dan Kesetaraan, Direktorat Jendral Pendidikan Anak Usia Dini dan Pendidikan Masyarakat mengembangkan modul pembelajaran pendidikan kesetaraan dengan melibatkan pusat kurikulum dan perbukuan kemdikbud, para akademisi, pamong belajar, guru dan tutor pendidikan kesetaraan. Modul pendidikan kesetaraan disediakan mulai paket A tingkat kompetensi 2 (kelas 4 Paket A). Sedangkan untuk peserta didik Paket A usia sekolah, modul tingkat kompetensi 1 (Paket A setara SD kelas 1-3) menggunakan buku pelajaran Sekolah Dasar kelas 1-3, karena mereka masih memerlukan banyak bimbingan guru/tutor dan belum bisa belajar secara mandiri.

Kami mengucapkan terimakasih atas partisipasi dari Pusat Kurikulum dan Perbukuan Kemdikbud, para akademisi, pamong belajar, guru, tutor pendidikan kesetaraan dan semua pihak yang telah berpartisipasi dalam penyusunan modul ini.

Jakarta, Desember 2017  
Direktur Jenderal

Harris Iskandar

## Contents

Preface .....	ii
Contents .....	iii
Guideline .....	1
<b>UNIT 1 I SEE A WONDERFUL VILLAGE</b> .....	3
<b>UNIT 2 CAN YOU SING A SONG ?</b> .....	13
Grammar Zone .....	20
Summary .....	21
Answers Key .....	22
Additional Resources .....	27
Go to the Next Module .....	27
Refference .....	28






# I SEE A WONDERFUL VILLAGE

## Guideline



### How to use this module?

There are several steps in using this module!

 <b>Guideline</b>	<b>Step 1</b> Read the guideline! Guideline is a general explanation on each step how to use the module. <i>(Petunjuk penggunaan adalah penjelasan umum setiap langkah bagaimana menggunakan modul ini)</i>
 <b>Learning Outcomes</b>	<b>Step 2</b> Read the learning outcomes! Learning outcomes are the outcomes that a learner should accomplish. <i>(Tujuan atau capaian pembelajaran yang harus dipenuhi oleh peserta didik)</i>
 <b>Learning Activities</b>	<b>Step 3</b> Do the learning activities! Learning activities are various activities to help a learner develop their language skills. <i>(Kegiatan pembelajaran yang membantu peserta didik mengembangkan ketrampilan berbahasa).</i>

<p><b>S</b></p> <p><b>Summary</b></p>	<p><b>Step 4</b> Read the summary! Summary is a brief explanation to remind the learner about the previous material. <i>(Rangkuman merupakan penjelasan singkat untuk mengingatkan kembali peserta didik terhadap isi materi).</i></p>
<p><b>G</b></p> <p><b>Grammar Zone</b></p>	<p><b>Step 5</b> Grammar Zone! In this session you have to pay attention to the grammar related to the content of unit. <i>(Pada bagian ini, Anda harus memperhatikan grammar yang sesuai dengan isi materi pada unit tersebut).</i></p>
<p><b>C</b></p> <p><b>Completeness Criteria</b></p>	<p><b>Step 6</b> Set the completeness criteria! Completeness Criteria is several criteria a learner should complete to finish this module before continuing module. <i>(Kriteria ketuntasan adalah kriteria yang harus dipenuhi oleh peserta didik untuk menyelesaikan modul ini).</i></p>
<p><b>R</b></p> <p><b>Additional References</b></p>	<p><b>Step 7</b> Pay attention to this! Additional references to enrich materials in order to develop language skills. <i>(Referensi atau sumber belajar lain yang dapat digunakan peserta didik untuk menambah kemampuan berbahasanya.)</i></p>
<p><b>N</b></p> <p><b>Additional References</b></p>	<p><b>Step 8!</b> Go the next module! <i>Menuju modul berikutnya setelah menyelesaikan evaluasi Modul 4</i></p>

**NOTE: Use the DICTIONARY when it is necessary.**  
*(Gunakan kamus apabila diperlukan).*

# UNIT 1 CAN YOU DESCRIBE YOUR VILLAGE?



**In this unit you will learn about:**

- Describing people  
(Mendeskripsikan orang)
- Describing animals  
(Mendeskripsikan binatang)
- Describing things  
(Mendeskripsikan benda)

# LEARNING ACTIVITIES

## 1. Activity 1: Describing people



### a. Pay attention to the pictures below!

	<p>I have a brother. His name is Ridwan. He has cute curly blonde hair. He is thin, because he doesn't like to eat much.</p> <p>His hobby is reading books. He also likes to wear a short simple shirt, and sneakers.</p>
--	---

### b. Answer the Questions!

- 1) Who is your brother name? .....
- 2) How is he like? .....
- 3) What is his hobby? .....
- 4) What does he like to wear? .....

### c. Describe the people below based on the pictures!






### d. Pay Attention

- When you want to ask the someone's characteristic or description you can say:
  - How is she like?
  - How does he look like?
- The reply will be:
  - She is beautiful. She has big and blue eyes. Etc (description of her appearance, interesting, and hobbies).

e. **Vocabularies**

How is he like?	Sepertiapakahdia?	Eyes	Mata
Curly	Keriting	Hair	Rambut
Blonde	Pirang	pants	Celana pendek
Shirt	Baju/hem	Sneakers	Sepatu keds.

f. **Exercises. Pair the pictures on the left with its description on the right!**

	My friend's name is Banu. He is fat. He likes to eat very much. His hair is dark and curly. His belly is big.
	I have a grandmother. My grandmother is very wonderful. She is so healthy. Her hobby is shooting with long gun. She likes to wear dress and high heel.
	My elder sister is Anna. She is so beautiful. She has long black thick hair. Her eyes are big and brown. Her legs are skinny. Her hobby is shopping.
	My younger sister is Rini. She likes jogging. She has long and black hair. She likes to bundle her hair with simple bandana. She prefers to wear sport wear.

**Activity 2: Talking about animal characteristics**



a. **Pay attention to the pictures below!**



Sumatera elephants live in Sumatera island. There is a conservation for elephants in Way Kambas, Lampung. Sumatera elephant is bigger than Africa elephant. They have five nails on their front feet and four nails in their back feet. They eat 150kgs of food and drink 180 liters of water a day.

b. **Answer these questions!**

- 1) Sumatera elephants mostly live in .....
- 2) Which one is bigger Sumatera or Africa elephants? .....
- 3) How many nails they have on their front feet? .....
- 4) How many nails they have on their back feet? .....

**c. Write sentences based on the pictures below!**

**d. Pay Attention**

- When you want to ask animal's characteristic or description you can say:
  - How is it like?
  - How does it look like?
- The reply will be:
 

It is beautiful. it has red and blue feathers. Etc (description of its appearance, interesting, or habits).

**e. Vocabularies**

Tusk/ivory	Gading	Nose	Hidung
Tail	Ekor	Feather	Bulu
Leather	Kulit	Horn	Cula

**f. Exercises**

**Complete these sentences with words of animal in the box!**

Monke	Tiger	Snake	Mosquito	Deer
-------	-------	-------	----------	------

- 1) It has long horn. It looks like a cow, but it is smaller and has antlers on its head. It is a .....
- 2) This animal is closed to human. It has four legs, two legs have function as legs and two other have function as hands. This animal likes banana. It is a .....
- 3) It's a wild animal. It has golden color with black stripes. It has long tail. It's a .....
- 4) It's a small insect. It bites human skin and suck human blood. Its bite causes blood fever. It is a .....
- 5) It's another wild animal. It's poisonous and dangerous. It is a .....



**3. Activity 3: Describing things**



**Lead-in**

- Can you describe a mosque in your village?
- How about the village hall?



**a. Pay attention to the pictures**



I live in beautiful village. The village is located in the valley. There is a mosque in the middle of the village. It is a magnificent mosque. A beautiful white mosque surrounded by green view in the back yard. There are three white domes on the top of the mosque.





**a. Answer the question!**

- 1) Where is the village is located? .....
- 2) What is in the middle of village? .....
- 3) How does the mosque look like? .....
- 4) How many dooms are there on the top of the mosque? .....

**b. Build a description text based on the pictures!**

It's made of glass. It is used to drink. It's fragile when it is dropped. It is a glass.

**b. Pay Attention!**

- When you ask a description of a thing you can say:
  - What is a pencil like?
  - How does a pencil look like?
- The reply will be:
  - It's made of wood. It's long. It has sharp end. Etc

**c. Vocabularies**

Mosque	Masjid	Village	Desa
Magnificent	Megah	Domes	Kubah
Back yard	Halamanbelakang	Fragile	Rapuh/rentan
Dropped	Jatuh	Wood	Kayu

# UNIT 2 CAN YOU SING A SONG?



**In this unit you will learn about:**

- **Meaning of the songs**  
(makna lagu)
- **Stories in the songs**  
(Cerita dalam lagu)

## LEARNING ACTIVITIES

### 1. Activity 1: Listen to the songs!



#### a. Listen to the song!

Check out the song on this link:

<https://www.youtube.com/watch?v=0MLDkBDqo4E>

#### b. Learn the content of the song!



#### COUNT ON ME

By: Connie Talbot

If you ever find yourself stuck in the middle of the sea,  
I'll sail the world to find you  
If you ever find yourself lost in the dark and you can't see,  
I'll be the light to guide you

Find out what we're made of  
When we are called to help our friends in need

You can count on me like 1 2 3  
I'll be there  
And I know when I need it I can count on you like 4 3 2  
And you'll be there  
Cause that's what friends are supposed to do, again

Wooooh, Wooooh  
Yeah Yeah

If you toss and you turn and you just can't fall asleep  
I'll sing a song beside you

And if you ever forget how much you really mean to me  
Everyday I will remind you

Ohh  
Find out what we're made of  
When we are called to help our friends in need

You can count on me like 1 2 3  
I'll be there  
And I know when I need it I can count on you like 4 3 2  
You'll be there  
Cause that's what friends are supposed to do, oh yeah

Woooooh, Woooooh  
Yeah Yeah

You'll always have my shoulder when you cry  
I'll never let go  
Never say goodbye

You can count on me like 1 2 3  
I'll be there  
And I know when I need it I can count on you like 4 3 2  
You'll be there  
Cause that's what friends are supposed to do, oh yeah

You can count on me like 1 2 3  
I'll be there  
And I know when I need it I can count on you like 4 3 2  
You'll be there  
Cause that's what friends are supposed to do, oh yeah

Woooooh, Woooooh  
You can count on me cos' I can count on you

**c. Listen to the song again than fill in the blank based on the song!**

### **COUNT ON ME**

*By: Connie Talbot*

If you ever find ... stuck in the ... of the ...,  
I'll ... the ... to find you  
If you ever find yourself lost in ..... and you can't see,  
I'll be the ... to ... you

Find out what we're .....  
... we are called to ... our friends in need

You can ... on me like 1 2 3  
I'll be ...  
... I know when I ... it I can count on you like 4 3 2  
And you'll be ...  
... that's what ... are supposed to do, again

Woooooh, Woooooh  
Yeah Yeah

If you ... and you turn and you ... can't fall ...  
I'll sing a song ... you  
And if you ever ... how much you ... mean to me  
... I will remind you

Ohh  
Find out what we're made of  
When we are ... to help our friends in ...

You can count ... .. like 1 2 3  
I'll be there  
And I know when I ... it I can count on you like 4 3 2  
You'll be there  
Cause that's ... friends are ... to do, oh yeah

Woooooh, Woooooh  
Yeah Yeah

You'll ... have my ... when you ...  
I'll ... let ...  
Never say ...

You can ... on me ... 1 2 3  
I'll be there  
And I know when I ... it I can ... on you like ... ..  
You'll be there  
... that's what friends are ... to do, oh yeah

You can count on me like ... ..  
I'll be there  
And I ... when I need it I can count on you like 4 3 2  
You'll be ...  
Cause that's what ... are supposed to do, oh yeah

Woooooh, Woooooh  
You can count on me cos' I can ... on you

**d. Read the lyrics! Find the meaning of the words which underline! Use dictionary if needed!**

**COUNT ON ME**  
*By: Connie Talbot*

If you ever find yourself stuck in the middle of the sea,  
I'll sail the world to find you  
If you ever find yourself lost in the dark and you can't see,  
I'll be the light to guide you

Find out what we're made of  
When we are called to help our friends in need

You can count on me like 1 2 3  
I'll be there  
And I know when I need it I can count on you like 4 3 2  
And you'll be there  
Cause that's what friends are supposed to do, again

Woooooh, Woooooh  
Yeah Yeah

If you toss and you turn and you just can't fall asleep  
I'll sing a song beside you  
And if you ever forget how much you really mean to me  
Everyday I will remind you

Ohh  
Find out what we're made of  
When we are called to help our friends in need

You can count on me like 1 2 3  
I'll be there  
And I know when I need it I can count on you like 4 3 2  
You'll be there  
Cause that's what friends are supposed to do, oh yeah

Woooooh, Woooooh  
Yeah Yeah

You'll always have my shoulder when you cry  
I'll never let go  
Never say goodbye

You can count on me like 1 2 3  
I'll be there  
And I know when I need it I can count on you like 4 3 2  
You'll be there  
Cause that's what friends are supposed to do, oh yeah

You can count on me like 1 2 3  
I'll be there  
And I know when I need it I can count on you like 4 3 2  
You'll be there  
Cause that's what friends are supposed to do, oh yeah

## GRAMMAR ZONE

1. Pada modul ini Grammar Zone terkait dengan penggunaan adjective atau kata sifat.
  - a. Adjective tidak berubah meskipun digunakan untuk orang pertama, kedua atau ketiga baik laki-laki maupun perempuan.
  - b. Adjective tidak berubah untuk bentuk jamak maupun tunggal.
  - c. Adjective tidak berubah untuk bentuk tenses apapun.

Contoh:

- The tall man brings a book.
- The tall girl is waiting for the bus.

2. Penggunaan Adjective
  - a. Opinion; Adjective dapat digunakan untuk menyatakan pendapat utamanya tentang kualitas seperti: good, pretty, right, wrong, funny, light, happy, sad, ugly, etc.
    - She is a pretty girl.
  - b. Size (ukuran); big, small, little, long, short, etc
    - A small car.
  - c. Age (usia): young, old
    - A young man.
  - d. Shape (bentuk): round, circle, square, oval, rectangular, triangle, straight, curly, etc.
    - He has a curly hair.
  - e. Color (warna): red, black, pink, blue, green, etc
    - A red house.
  - f. Origin (asal-usul): Indonesian, Malaysian, Chinese, etc
    - It is a Chinese food.
  - g. Material (bahan)
    - A wooden table.
  - h. Distance (jarak): long, short, far, near, wide, narrow, shallow, etc
    - It's a shallow well
  - i. Temperature (suhu): hot, cool, warm, cold, airy, snowy, etc
    - It's a warm night
  - j. Time (waktu): morning, afternoon, night, early, etc
    - A morning call.
  - k. Purpose (tujuan/kegunaan):
    - A sleeping bag.      A frying pan.
    - A portable table.      A foldable mattress.

## SUMMARY

1. When you want to ask the someone's characteristic or description you can say:
  - a. How is she like?
  - b. How does he look like?
2. The reply will be:
  - a. She is beautiful. She has big and blue eyes. Etc (description of her appearance, interesting, hobbies).
3. When you want to ask animal's characteristic or description you can say:
  - a. How is it like?
  - b. How does it look like?
4. The reply will be:
  - a. It is beautiful. it has red and blue feathers. Etc (description of his/her appearance, interesting, habits).
5. When you ask a description of a thing you can say:
  - a. What is a pencil like?
  - b. How does a pencil look like?
6. The reply will be:
  - a. It's made of wood. It's long. It has sharp end. Etc




## ANSWERS KEY

### Unit 1, Activity 1.b

1. My brother's name is Ridwan
2. He is thin, and has cute curly blond hair
3. He likes reading a book
4. He likes to wear a short simple shirt, and sneakers.





### Unit 1, Activity 1.c

Check your answer here! (jawaban tidak harus sama)

	<p>This Tony. He is a cheerful boy. He likes playing skateboard</p>
	<p>This is Imelda. She has a long hair. She likes drawing a picture</p>
	<p>This is my grandmother. She likes doing knitting</p>

### Unit 1, Activity 1.f





Check your answer here! (jawaban tidak harus sama)

	<p>My friend's name is Banu. He is fat. He likes to eat very much. His hair is dark and curly. His belly is big.</p>
	<p>I have a grandmother. My grandmother is very wonderful. She is so healthy. Her hobby is shooting with long gun. She likes to wear dress and high heel.</p>
	<p>My elder sister is Anna. She is so beautiful. She has long black thick hair. Her eyes are big and brown. Her legs are skinny. Her hobby is shopping.</p>
	<p>My younger sister is Rini. She likes jogging. She has long and black hair. She likes to bundle her hair with simple bandana. She prefers to wear sport wear.</p>

### Unit 1, Activity 2.b

1. Sumatera island
2. Sumatera elephant is bigger than Africa elephant
3. They have five nails on their front feet
4. They have four nails in their back feet

**Unit 1, Activity 2.c**

	The orangutans are exclusively Indonesian species of extant great apes. They mostly found in Borneo or Kalimantan.
	Javan Rhinoceros is another endangered animal in Indonesia, they found mostly in Java, they population is shrinking year after year. Javan rhinoceros has difficulty to reproduce and they got only 80 years to live.
	Kijang is the original of North Sulawesi animal. Kijang usually lives in untouchable Savannah. Kijang is really smart and fast animal.
	Merak is found in Java and Sumatera.. Merak in Indonesia has unique feature : they colourful. Merak has different type and some of them has different colour of feather. They are very calm but in the same time can be aggressive too.







**Unit 1, Activity 2.f**

1. Deer
2. Monkey
3. Tiger
4. Mosquito
5. Snake

**Unit 1, Activity 3.b**

1. It located in the valley
2. There is a mosque
3. A beautiful white mosque
4. There are three white domes on the top of the mosque.

**Unit 1, Activity 3.c**

	It's made of glass. It is used to drink. It's fragile when it is dropped. It is a glass.
	It's made from glass and fiber. We need electricity for making this things on. We can see the picture and hear the sound from this thing. This is we call television.
	It is made from rubber. Children love to play with it. It is basket ball
	It is made from paper. It is used for put some letter inside. It is an envelope
	Ot's made from wood. It is used for furniture at our house. It is wood table
	It's made of hard paper. It is used for packing stuffs. It is a box



## Unit 2, Activity 1.d

### Find the meaning of the words

Stuck in the middle	= terjebak di tengah
Sail the world	= menjelajahi dunia
Lost in the dark	= tersesat dalam kegelapan
Light to guide	= cahaya yang membimbing
Made of	= erbuat
Help	= menolong
Count on	= mengandalkan
Supposed to	= seharusnya
Can't fall asleep	= tidak bisa tidur
Sing a song beside you	= menyanyikan lagu disampingmu
Forget	= lupa
Remind	= mengingatkan
A shoulder to cry	= bahu untuk menyandar/menangis
Goodbye	= selamat tinggal

## COMPLETENESS CRITERIA

Now you have finished learning Module 4 of Easy English for Package B. You can go to the next Module (Module 5) if you have finished doing the evaluation for Module 4. You pass the criteria when you get 75 scores of the evaluation.

Now try to do the evaluation of this module. Try your best and pass the criteria! Good luck!

Sekarang Anda telah selesai mempelajari Modul 4 Easy English untuk Paket B. Anda dapat melanjutkan ke Modul 5 apabila Anda selesai mengerjakan evaluasi untuk Modul 4 dan memperoleh skor minimal 75. Sekarang kerjakan soal evaluasi untuk modul 4. Kerjakan sebaik-baiknya agar melampaui kriteria minimal. Selamat bekerja!

## ADDITIONAL RESOURCES

Bacalah sumber lain untuk memperkaya pengetahuan pada modul ini, seperti:

- Buku Bahasa Inggris untuk SMP
- Basic English Grammar

## GO TO THE NEXT MODULE !

### You will learn

#### UNIT 1:

- Asking for Attention
- Checking comprehension
- Appreciating job
- Asking and giving opinion

#### UNIT 2:

- Talking about ability
- Talking about willingness

#### UNIT 3:

- Giving instruction
- Asking to do something
- Prohibit to do something
- Asking for permission

## REFERENCES

- AchmadFanani. 2014. Basic English Grammar. Jogjakarta: Literindo
- Mukartodkk. 2017. English on Sky 1. Jakarta: Erlangga
- <https://www.youtube.com/watch?v=j6FhICVvMnI>
- <http://www.ultratop.be/fr/song/4327e/Human-Nature-Eternal-Flame>
- [http://www.clipartpanda.com/clipart\\_images/clipart-children-singing-5318157](http://www.clipartpanda.com/clipart_images/clipart-children-singing-5318157)
- <http://moziru.com/explore/Countryside%20clipart%20village%20school/>
- <https://www.canstockphoto.com/vector-clipart/curly-haired-boy.html>
- <http://test.cathnewsindonesia.com/tag/konflik/page/4/>
- <http://google images>